


Piegatrice Geosteel

Manual bender to shape the Geosteel ultra-high strength galvanized steel fibre sheet.

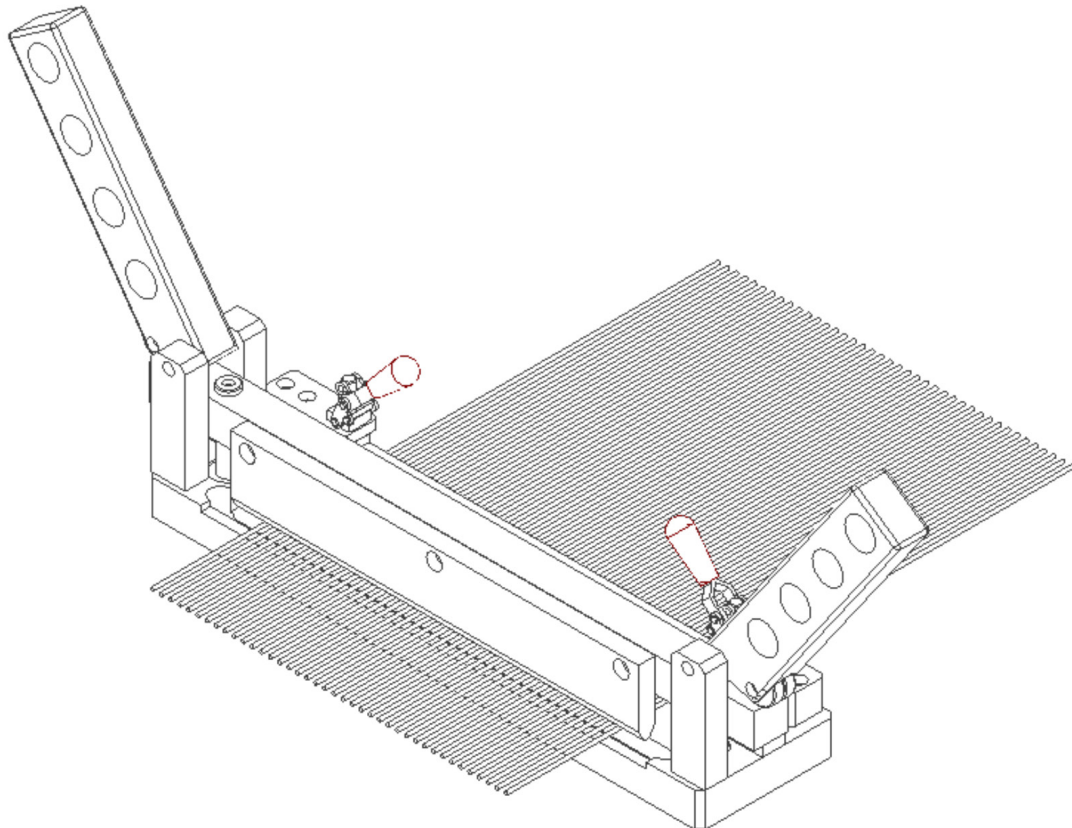
The bender can be used to shape the sheet so as to create Geosteel sheets wrappings for elements in reinforced concrete, masonry and wood, creating a minimum curve radius of 20 mm without altering or damaging the mechanical properties of the sheet. Thanks to its reduced weight it is ideal for use when carrying out work at a height, on scaffolding.



1. Mechanical characteristics of Geosteel sheets unaffected by bending
2. Used to create the curvature required by CNR-DT 200 R1/2013 and CNR-DT 215/2018 for binding of beams and pillars
3. Ease and speed of bending

Technical diagrams

- 1 - Bending levers
- 2 - Bending guillotine
- 3 - Sheet fixing levers
- 4 - Load transfer bar
- 5 - Cursor-presser wheel
- 6 - Geosteel sheet



Instructions for use

→ Using the Geosteel Bender

1. Introduce the Geosteel sheet
2. Activate the sheet fixing levers
3. Activate the bending levers once or twice according to the require result
4. Once the sheet is folded, hit the fixing levers a few times to unblock them
5. Remove the tape from the opposite side to that of the input

Technical Data compliant with Kerakoll Quality Standard


Geosteel Bender component materials:

- BASE	drawn C40 with bromine coating
- guillotine, cross-bar, supports	Fe 360 B with bromine coating
- components (bending and fixing levers)	silver anodised Anticorodal 6082 aluminium
Max load	150 kg (with 10 kg manual push)
Max width of Geosteel sheet	300 mm

Warning

- Product for professional use
- abide by any standards and national regulations
- storage on the work site: store under cover in a dry place, well away from substances that might damage it

- the product is an item according to the definitions of the EC Regulation No. 1907/2006 and therefore does not require a Safety Data Sheet
- for any other issues, contact the Kerakoll Worldwide Global Service +39 0536 811 516 - globalservice@kerakoll.com



The Rating classifications refer to the GreenBuilding Rating Manual 2013. This information was last updated in December 2022; please note that additions and/or amendments to this information may be made over time by KERAKOLL Spa; for the latest version, see www.kerakoll.com. KERAKOLL Spa shall therefore be liable for the validity, accuracy and updating of information provided only when taken directly from its institutional website. The technical data sheet given here is based on our technical and practical knowledge. As it is not possible for us to directly check the conditions in your building site and the execution of the work, this information represents general indications that do not bind Kerakoll in any way. Therefore, it is advisable to perform a preliminary test to verify the suitability of the product for your purposes.